

Tubular Gel Technology
OPzV Series

4 OPzV 200

2V200Ah(10hr)

Complying standards:

IEC60896-21/22: 2004 IEC61427-2014
YD/T1360-2005 DIN43539-T5
DIN40742:1999 GB/T 22473-2008



The ABT OPzV series are valve regulated lead-acid cells which use a combination of tubular positive plate woven gauntlets, pasted negative plate design, and special GEL electrolyte filling techniques, which assure the long life and excellent reliability of the battery. This series is widely used for large range of applications including telecommunication, power generating stations and distribution systems, power supply system, energy storage, UPS system, railway, airport and seaport signaling, emergency lighting, solar and it's suitable for harsh environment and poor power supply condition.

Mechanical Characteristics

	SI Unit	EN Unit
Length	103mm	4.06inch
Width	206mm	8.11inch
Height	352.5mm	13.88inch
Total Height	385mm	15.16inch
Approx. Weight	17.4kg	38.28lbs

Type of material for container and lids:
ABS Standard (FV0 Optional)

Product Characteristics

- Design life: 20 years at 68°F (20°C)
- Very long life according to EUROBAT Classification
- Up to 1500 deep discharge cycles
- High discharge performance
- High gas recombination efficiency
- Maximum charge efficiency
- GEL state electrolyte prevents leakage and layering
- Low resistance PVC-SiO2 micro-porous separator ensure Low self-discharge rate
- Easy installation vertical or horizontal

Performance Characteristics

- Rated voltage: 2V (1 Cell)
- Rated capacity at 68°F(20°C)

10h rate (20A, 1.80V)	200Ah
5h rate (34A, 1.80V)	170Ah
1h rate (100A, 1.80V)	100Ah
- Internal resistance:

0.75mΩ when fully charged at 68°F(20°C)

- Average self-discharge rate:

≤3% per month 68°F(20°C)

- Maximum discharge current:


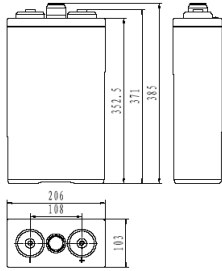
1196A(3s) at 68°F(20°C)

- Working temperature range:

Discharge: -25~60°C
Charge: -10~60°C
Storage: -25~60°C
- Charging method:

with constant voltage at 68°F(20°C)
Maximum charge current:40A
Temperature compensation: -3.5mV/°C/piece
Cycle use: 2.37V/ piece
Standby use: 2.27V/ piece

Dimensions/Terminal



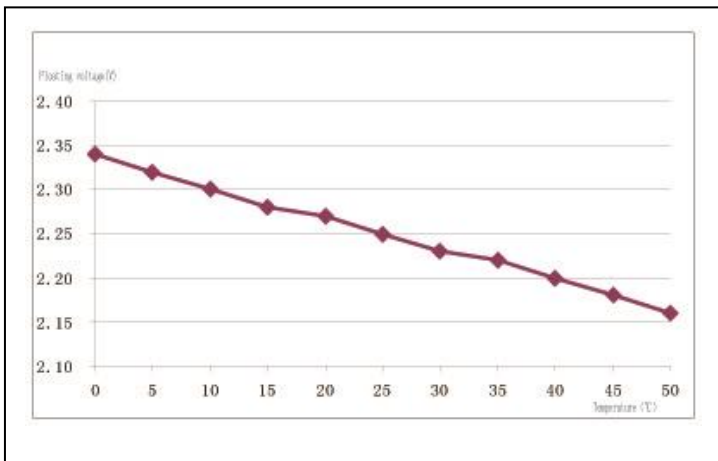
Constant Current Discharge Data (Ampere at 20°C/68 °F)

End Volt	5min	10min	15min	20min	30min	1h	2h	3h	5h	6h	8h	10h	20h	24h	48h	100h	120h	240h
1.65	302	270	236	205	174	115	75.3	58.9	40.5	34.3	26.5	22.6	11.8	9.97	5.40	2.80	2.37	1.21
1.70	283	253	219	195	169	110	71.3	55.7	38.3	32.4	25.5	21.8	11.5	9.71	5.33	2.77	2.35	1.20
1.75	270	242	212	184	160	105	67.3	52.8	36.3	31.2	24.5	21.0	11.2	9.49	5.26	2.75	2.33	1.19
1.80	255	230	203	177	154	100	63.6	50.0	34.0	29.1	23.5	20.0	10.9	9.31	5.20	2.71	2.31	1.17
1.85	240	217	192	167	145	95	60	47.3	32.6	28.1	22.3	18.9	10.6	9.1	5.13	2.67	2.27	1.15

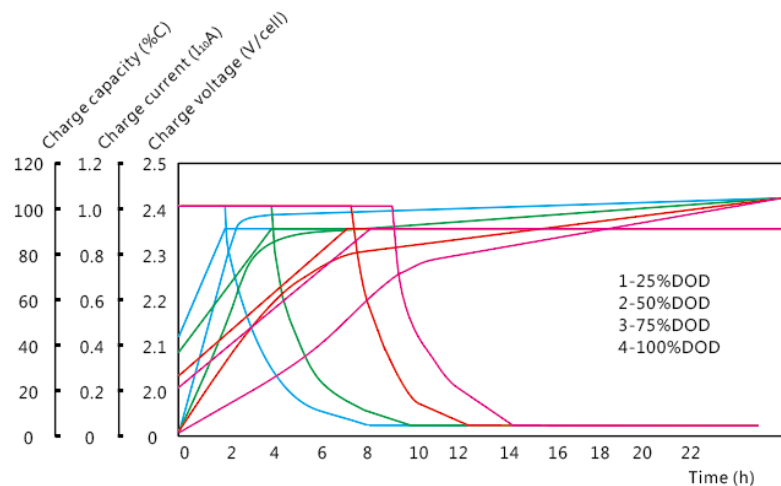
Constant Power Discharge Data (Watts per cell at 20°C/68 °F)

End Volt	5min	10min	15min	20min	30min	1h	2h	3h	5h	6h	8h	10h	20h	24h	48h	100h	120h	240h
1.65	503	458	414	372	311	210.0	131.5	98.5	80.0	68.3	53.1	46.1	23.3	19.93	11.03	5.77	4.99	2.45
1.70	476	439	393	358	298	200.0	126.5	95.0	76.5	65.3	52.3	45.2	22.3	19.47	10.96	5.68	4.93	2.42
1.75	447	422	380	344	288	194.0	123.5	93.0	74.0	62.0	50.9	43.3	21.9	19.00	10.87	5.63	4.89	2.39
1.80	403	375	348	319	272	186.0	120.0	91.5	68.7	59.7	48.2	41.8	21.3	18.60	10.82	5.59	4.83	2.37
1.85	361	326	303	283	246	180.0	115.5	87.5	65.0	56.2	45.3	38.1	20.5	18.13	10.69	5.53	4.75	2.34

Floating Charge Voltage vs. Temperature



Cycle charge characteristic curve (at 20°C/68 °F)



Contact information

Advanced Battery Technology BV
 Add. New Yorkstraat 14 1175 RD Lijnden Amsterdam, Netherland
 Web: <http://www.abtbatt.com> Email: sales@abtbatt.com

ABT VRLA Battery: Available power range from 26Ah to 3000Ah.

Copy right ABT BV,
 all rights reserved.
 (Edition: Feb.,2021)