



AGM Technology
ABT Etrek DM Series

Complying standards:

IEC 61982.3: 2001
IEC 61056.1/2: 2002

6-DM-110

12V110Ah(5hr)



ABT Etrek DM series is deep cycle battery with the capability of high output power, especially for EV use. As with all ABT batteries, all are rechargeable, highly efficient, leak proof and maintenance free.

Mechanical Characteristics

	SI Unit	EN Unit
Length	329mm	12.95inch
Width	171mm	6.73inch
Height	214.5mm	8.44inch
Total Height	214.5mm	8.44inch
Approx. Weight	34.5kg	75.9lbs

Type of material for container and lids:

ABS Standard (FV0 Optional)


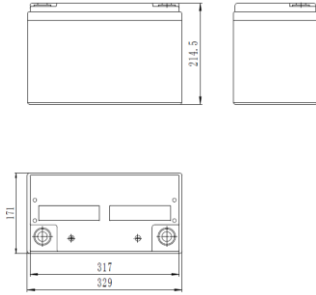
Product Characteristics

- Up to 700 cycles 80% DOD
- Good large current discharge performance
- High gas recombination efficiency
- Maximum charge efficiency
- Low self-discharge rate
- Easy installation and handling

Performance Characteristics

- Rated voltage: 12V (6 cells)
- Rated capacity at 68°F(20°C)
 - 5h rate (22.0A, 10.5V)110Ah
 - 3h rate(33.33A, 10.5V)100Ah
 - 1h rate(73.0A, 10.5V) 73Ah
- Internal resistance:
 - 5.0mΩ when fully charged at 68°F(20°C)
- Average self-discharge rate:
 - ≤3% per month 68°F(20°C)
- Maximum discharge current:
 - 900A(10s) at 68°F(20°C)
- Working temperature range:
 - Discharge: -20~45°C
 - Charge: 5~35°C
 - Storage: 0~40°C
- Charging method:
 - with constant voltage at 68°F(20°C)
 - Maximum charge current: 15A
 - Temperature compensation: -18mV/°C/piece
 - Cycle use: 14.7 V/ piece
 - Standby use: 14.1 V/ piece

Dimensions/Terminal



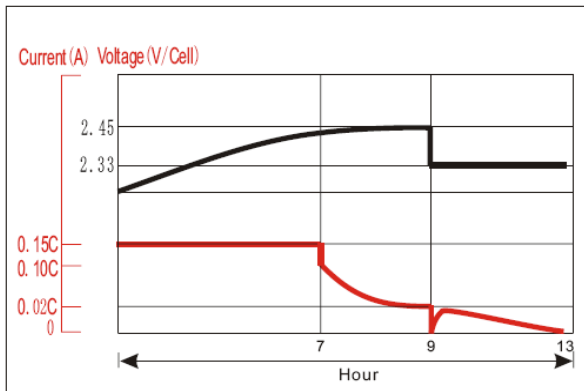
Constant Current Discharge Data (Ampere at 20°C/68 °F)

End Volt	10min	20min	30min	45min	1h	1.5h	2h	3h	5h	10h	20h
1.60	241.8	160.3	120.5	89.63	75.92	59.76	47.20	33.97	22.40	11.47	5.780
1.65	236.4	157.1	118.6	88.19	74.83	59.15	46.83	33.83	22.29	11.44	5.760
1.70	229.0	153.3	116.0	86.60	74.02	58.61	46.50	33.63	22.18	11.38	5.734
1.75	219.3	150.5	114.0	85.33	73.00	57.93	46.00	33.33	22.00	11.30	5.700
1.80	208.1	144.8	110.2	82.86	71.07	56.58	45.08	32.74	21.69	11.18	5.654

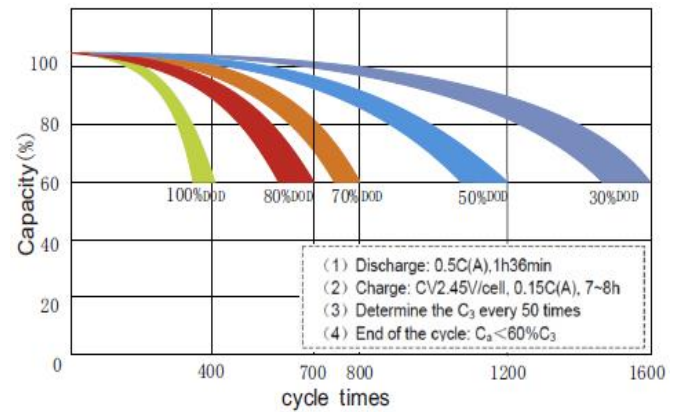
Constant Power Discharge Data (Watts per cell at 20°C/68 °F)

End Volt	10min	20min	30min	45min	1h	1.5h	2h	3h	5h	10h	20h
1.60	396.9	288.7	222.2	169.3	146.5	117.0	93.29	67.59	44.74	22.99	11.60
1.65	388.0	287.3	221.1	167.9	145.3	116.3	92.88	67.72	44.70	22.99	11.60
1.70	375.8	283.6	218.6	166.0	144.3	115.6	92.37	67.18	44.43	22.87	11.54
1.75	360.0	281.9	216.8	164.8	143.0	114.6	91.54	66.74	44.21	22.77	11.50
1.80	344.0	276.0	212.3	161.3	139.8	112.3	90.13	65.76	43.74	22.56	11.43

Charge performance



Cycle life vs. discharge depth



Contact information

Advanced Battery Technology BV
 Add. New Yorkstraat 14 1175 RD Lijnden Amsterdam, Netherland
 Web: <http://www.abtbatt.com> Email: sales@abtbatt.com

ABT VRLA Battery: Available power range from 26Ah to 3000Ah.

Copy right ABT BV,
 all rights reserved.
 (Edition: Feb.,2021)