



AGM TECHNOLOGY  
ABT Enduro EFHP Series

## EFTA12-175

12V175Ah(10hr)

**Complying standards:**

IEC60896-21/22 2004,  
JIS C8704-1/2 2006,  
Bs6290-41997,  
JIS C8702-1/2 2003,  
Eurobat Guide,



### High Performance

The ABT Enduro EFHP range of VRLA lead acid batteries have been designed specifically for use in applications which demand the highest levels of security and reliability. With proven compliance to the most rigorous international standards.

Enduro EFHP is recognized as premium battery for Telecom/IT, Power Utilities applications. Enduro's reputation for long service life combined with excellent high rate performance also makes it the number one choice for high integrity, high specification UPS systems. The Enduro EFHP front terminal monoblocs is compact design and standard footprint for 19" and 23" and ETST cabinet.

#### Mechanical Characteristics

	SI Unit	English Unit
Length	558mm	21.97inch
Width	125mm	4.92inch
Height	311mm	12.24inch
Total Height	311mm	12.24inch
Approx. Weight	55.0Kg	121.3lbs
Type of material for Box and lids : ABS Standard (FV0 Optional)		

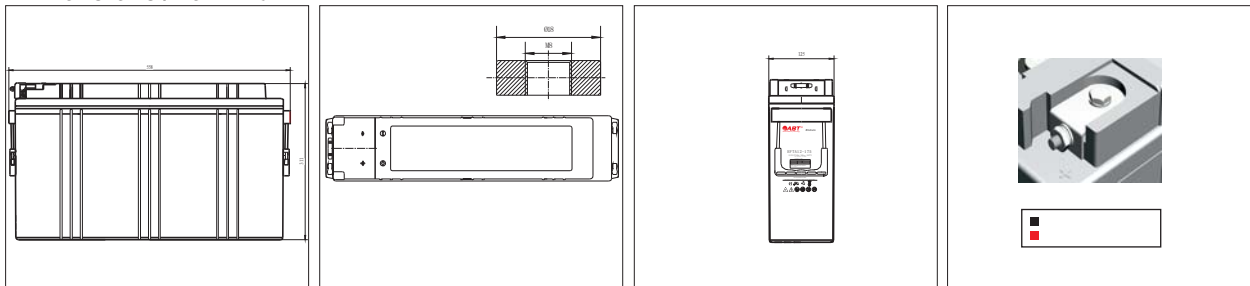
#### Product Characteristics

- Thick Pb-Ca-Sn alloy grids designed to resist corrosion and prolong life
- Low resistance microporous glass fibre separator
- Low specific acid density
- Centralized venting system for gas ventilation
- Flame arrestor to improve safety
- Rope handles for easy installation
- Pillar with brass insert where screwed an copper connector fitted with a bolt and stainless nut and washers
- Design life 12 years
- Low Self Discharge
- U. L. Component Recognition
- Six months shelf life at 20°C

#### Performance Characteristics

Nominal Voltage	12V
Number of Cell	6
Nominal Capacity 20°C (68°F)	20 hour rate (9.6A, 10.8V) 192Ah 10 hour rate (17.5A, 10.8V) 175Ah 1 hour rate (125A, 9.60V)125Ah
Intensity	
Max. Discharge Current	20°C (68°F) 950A(5s)
Short circuit current	3650A
Maximum charge current	35A(20% of rated capacity)
Internal Resistance	Fully Charged battery 20°C (68°F) 3.3mOhms
Mass Energy(Wh/kg)	38.2
Volumic Energy(Wh/L)	96.8
Self-Discharge	3% of capacity declined per month at 20°C(average)
Operating Temperature Range	Discharge -20~60°C Charge -10~60°C Storage -20~60°C
Charge Methods:	Constant Voltage Charge 20°C (68°F) Cycle use 14.1-14.7V Temperature compensation -24mV/°C Standby use 13.68-13.8V Temperature compensation -20mV/°C
Terminal Type	Inserted Thread and bolt M8 φ 18
Torque strength in Nm	12~16
Handle Type	Rope

#### Dimensions / Terminal



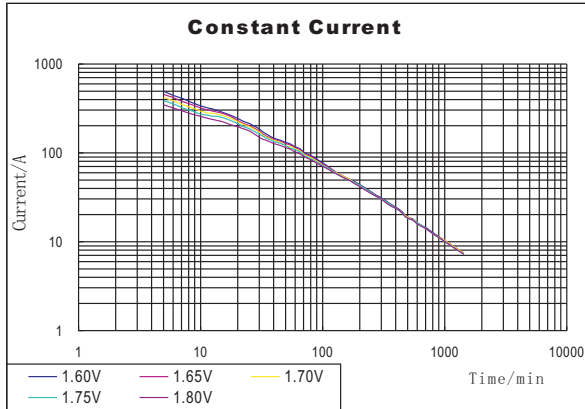
**Constant Current Discharge Data ( Amperes at 20°C / 68°F )**

End Volt. Per Cell	5min	10min	15min	20min	25min	30min	35min	40min	45min	50min	1h	1.5h	2h	2.5h	3h	4h	5h	6h	7h	8h	9h	10h	12h	24h
1.60v	505.0	397.0	327.0	275.0	242.0	202.0	178.0	160.0	152.0	143.0	125.0	91.0	70.1	58.5	50.1	40.9	33.0	28.1	24.4	21.9	20.1	18.4	15.6	8.26
1.65v	469.0	363.0	312.0	261.3	229.9	192.0	167.3	155.2	147.0	137.3	122.5	88.3	69.0	57.9	48.7	40.2	32.6	28.1	24.2	21.8	19.9	18.2	15.5	8.14
1.70v	430.0	328.0	288.0	248.2	218.4	186.0	157.3	150.5	142.0	131.8	120.1	85.6	67.8	56.8	47.8	39.5	32.3	27.7	24.0	21.5	19.8	18.0	15.4	8.01
1.75v	392.0	299.0	268.0	235.8	207.5	180.0	147.8	146.0	136.0	126.5	117.6	83.1	66.6	56.2	47.2	38.8	31.9	27.4	23.7	21.3	19.6	17.9	15.2	7.89
1.80v	355.0	279.0	256.0	224.0	197.1	174.0	139.0	141.6	131.0	121.5	115.3	80.6	65.6	55.1	46.4	38.5	31.5	27.1	23.5	21.0	19.2	17.5	15.1	7.78

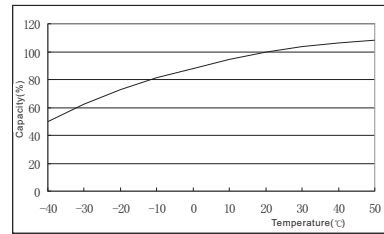
**Constant Power Discharge Data ( Watts per cell at 20°C / 68°F )**

End Volt. Per Cell	5min	10min	15min	20min	25min	30min	35min	40min	45min	50min	1h	1.5h	2h	2.5h	3h	4h	5h	6h	7h	8h	9h	10h	12h	24h
1.60v	824.0	663.0	573.0	481.3	423.6	376.0	330.9	297.8	286.0	268.8	217.0	156.2	132.0	109.6	95.2	78.2	63.0	54.0	46.4	42.0	39.3	35.6	30.6	16.1
1.65v	788.0	624.0	555.0	457.3	402.4	352.0	324.3	288.9	278.0	258.1	210.0	151.6	131.0	108.5	93.1	77.2	62.7	53.9	46.0	41.8	39.0	35.6	30.3	16.0
1.70v	749.0	581.0	525.0	434.4	382.3	344.0	304.8	280.2	270.0	247.8	201.0	147.0	130.0	107.4	91.7	76.2	62.4	53.6	45.5	41.5	38.6	35.2	30.0	15.8
1.75v	706.0	545.0	504.0	412.7	363.2	332.0	298.7	271.8	260.0	237.9	196.0	142.6	128.0	106.3	90.8	75.3	62.0	53.2	45.1	41.3	38.3	35.2	29.7	15.7
1.80v	657.0	525.0	484.0	392.0	345.0	324.0	292.7	263.6	251.0	228.3	187.0	138.3	127.0	105.2	90.0	74.9	61.4	52.9	44.6	41.0	38.0	34.5	29.4	15.5

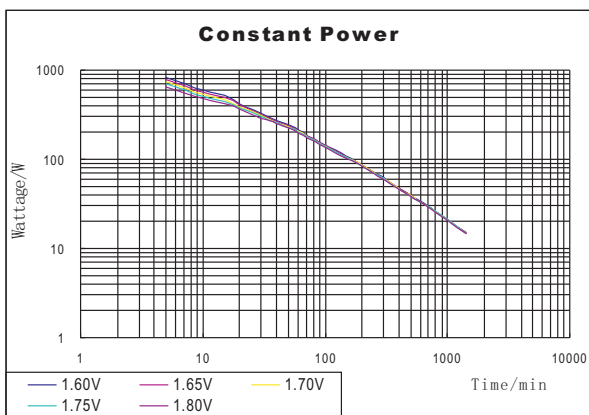
**Constant Current Discharge Curve**



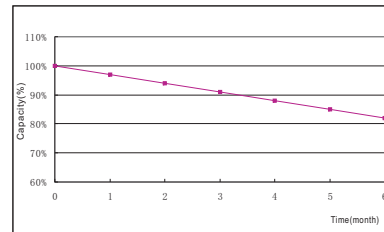
**Capacity Vs Temperature**



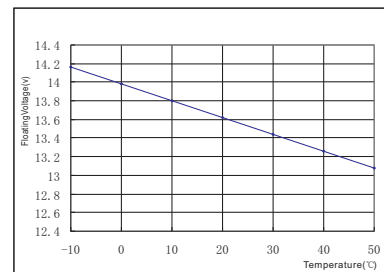
**Constant Power Discharge Curve**



**Self Discharge**



**Floating Charge Voltage Vs Temperature**



**Contact information**

Shandong Sacred Sun Power Sources Co., Ltd.  
 Add: 1, Shengyang Road, Qufu 273100 Shandong, China  
 Tel: +86-537-4438 666 extn 6028 Fax: +86-537-4411 936  
 Website: <http://www.abtbatt.com> E-mail: [sales@abtbatt.com](mailto:sales@abtbatt.com)

*ABT VRLA Battery: Available Power Range From 7Ah to 3000Ah*

Copyright SACREDSUN,  
 All rights reserved.  
 (Edition: May, 2011)