

Tubular Gel Technology
OPzV Series

6 OPzV 600
2V600Ah(10hr)

Complying standards:

IEC60896-21/22: 2004 IEC61427-2014
YD/T1360-2005 DIN43539-T5
DIN40742:1999 GB/T 22473-2008



The ABT OPzV series are valve regulated lead-acid cells which use a combination of tubular positive plate woven gauntlets, pasted negative plate design, and special GEL electrolyte filling techniques, which assure the long life and excellent reliability of the battery. This series is widely used for large range of applications including telecommunication, power generating stations and distribution systems, power supply system, energy storage, UPS system, railway, airport and seaport signaling, emergency lighting, solar and it's suitable for harsh environment and poor power supply condition.

Mechanical Characteristics

	SI Unit	EN Unit
Length	145mm	5.71inch
Width	206mm	8.11inch
Height	646mm	25.43inch
Total Height	678.5mm	26.71inch
Approx. Weight	45.7kg	100.54lbs

Type of material for container and lids:
ABS Standard (FV0 Optional)

Product Characteristics

- Design life: 20 years at 68°F (20°C)
- Very long life according to EUROBAT Classification
- Up to 1500 deep discharge cycles
- High discharge performance
- High gas recombination efficiency
- Maximum charge efficiency
- GEL state electrolyte prevents leakage and layering
- Low resistance PVC-SiO₂ micro-porous separator ensure Low self-discharge rate
- Easy installation vertical or horizontal

Performance Characteristics

- Rated voltage: 2V (1 Cell)
- Rated capacity at 68°F (20°C)

10h rate (60A, 1.80V)	600Ah
5h rate (102A, 1.80V)	510Ah
1h rate (300A, 1.80V)	300Ah
- Internal resistance:

0.45mΩ when fully charged at 68°F (20°C)
--
- Average self-discharge rate:

≤3% per month 68°F (20°C)

- Maximum discharge current:


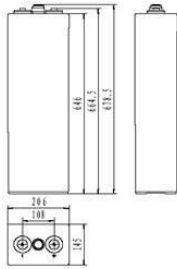
3496A(3s) at 68°F (20°C)

- Working temperature range:

Discharge: -25~60°C
Charge: -10~60°C
Storage: -25~60°C
- Charging method:

with constant voltage at 68°F (20°C)
Maximum charge current: 120A
Temperature compensation: -3.5mV/°C/piece
Cycle use: 2.37V/ piece
Standby use: 2.27V/ piece

Dimensions/Terminal



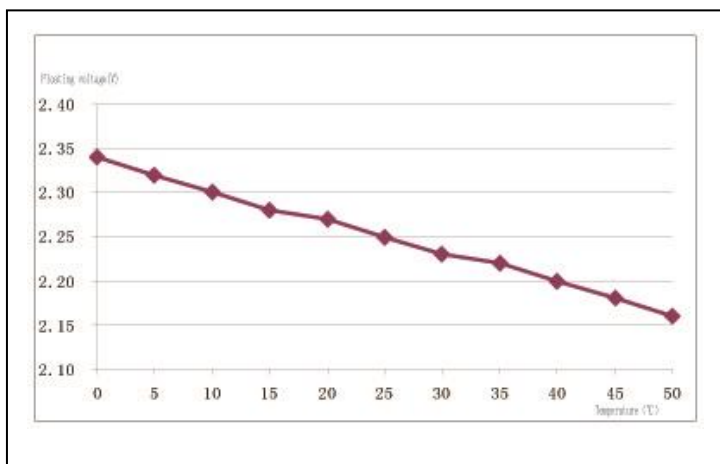
Constant Current Discharge Data (Ampere at 20°C/68 °F)

End Volt	5min	10min	15min	20min	30min	1h	2h	3h	5h	6h	8h	10h	20h	24h	48h	100h	120h	240h
1.65	803	723	668	613	504	346	226.0	176.6	121.6	103.0	79.6	67.8	35.5	30.50	16.10	7.78	6.54	3.39
1.70	769	670	623	578	483	330	214.0	167.2	115.0	97.2	76.4	65.4	34.7	29.90	15.98	7.70	6.51	3.38
1.75	710	632	583	538	468	316	202.0	158.4	109.0	93.6	73.4	63.0	33.0	28.80	15.78	7.64	6.48	3.36
1.80	665	597	547	499	426	300	190.8	150.0	102.0	87.2	70.6	60.0	32.2	27.67	15.60	7.57	6.45	3.34
1.85	617	541	500	453	400	286	181	142.0	97.8	84.2	66.8	56.8	31.3	26.8	15.38	7.42	6.42	3.33

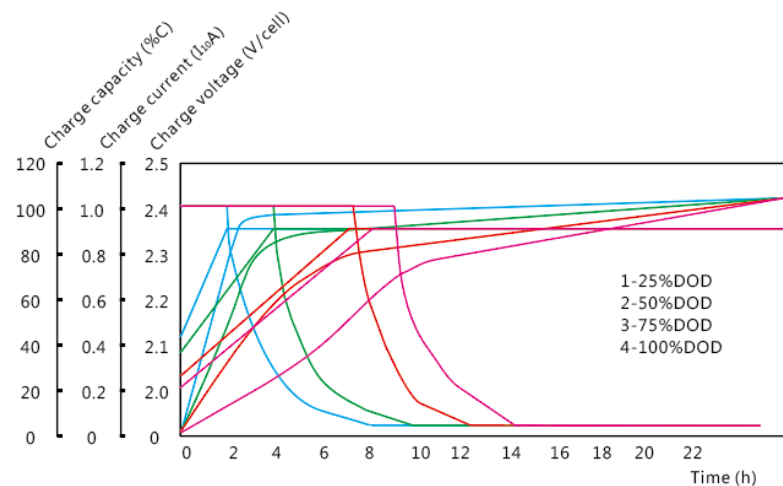
Constant Power Discharge Data (Watts per cell at 20°C/68 °F)

End Volt	5min	10min	15min	20min	30min	1h	2h	3h	5h	6h	8h	10h	20h	24h	48h	100h	120h	240h
1.65	1556	1433	1239	1151	1000	705.7	485.7	362.9	241.4	204.3	164.3	132.4	70.4	61.20	32.50	15.70	13.10	6.80
1.70	1409	1300	1147	1054	943	684.3	458.6	345.7	232.9	197.1	158.6	130.9	69.0	59.60	32.00	15.40	13.02	6.77
1.75	1289	1199	1069	970	857	670.0	428.6	331.4	227.1	191.4	154.3	126.0	68.0	57.57	31.60	15.27	12.97	6.71
1.80	1190	1086	963	881	770	611.4	408.6	312.9	211.4	178.6	148.6	123.0	66.7	55.50	31.20	15.14	12.90	6.67
1.85	1096	949	864	784	684	555.7	381.4	287.1	192.9	170.0	137.9	116.1	64.6	53.83	30.70	15.00	12.86	6.63

Floating Charge Voltage vs. Temperature



Cycle charge characteristic curve (at 20°C/68 °F)



Contact information

Advanced Battery Technology BV
 Add. New Yorkstraat 14 1175 RD Lijnden Amsterdam, Netherland
 Web: <http://www.abtbatt.com> Email: sales@abtbatt.com

ABT VRLA Battery: Available power range from 26Ah to 3000Ah.

Copy right ABT BV,
 all rights reserved.
 (Edition: Aug.,2018)